



OFFICE OF THE PRINCIPAL
GOVERNMENT AUTONOMOUS COLLEGE, ANGUL
ANNUAL REPORT OF EXAMINATION: 2024


RESULT IN BRIEF

SI No	Stream/ Programme	No of Students Appeared	No of Students Passed	Percentage
01	UG	646	526	81.42
02	PG	165	158	95.75
03	IMBA	75	66	88.00
04	M.COM (F&C)	17	14	82.35
Total		905	764	84.88

[Signature]
DA 12/12/24

[Signature] 12/12/24
[Signature] 12-12-24
Controller/ Deputy Controller of Examinations
[Signature]


[Signature]
PRINCIPAL 12/12/24
[Signature] 12.12.24

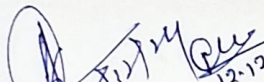


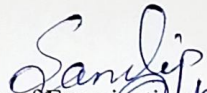
**OFFICE OF THE PRINCIPAL
GOVERNMENT AUTONOMOUS COLLEGE, ANGUL
ANNUAL REPORT OF EXAMINATION : 2023**


RESULT IN BRIEF


SI No	Stream/ Programme	No of Students Appeared	No of Students Passed	Percentage
01	UG	679	538	79.23
02	PG	89	89	100
03	IMBA	62	55	88.71
04	MCOM (F&C)	18	16	88.89
Total		848	698	82.31


DA 12/12/24


Controller/ Deputy Controller of Examinations
12-12-24


Sandip
12/12/24


PRINCIPAL
12/12/24
12.12.24



**OFFICE OF THE PRINCIPAL
GOVERNMENT AUTONOMOUS COLLEGE, ANGUL
ANNUAL REPORT OF EXAMINATION: 2022**


RESULT IN BRIEF

Sl No	Stream	No of Students Appeared	No of Students Passed	Percentage
01	UG	675	569	84.30
02	PG	96	92	95.83
03	IMBA	51	48	94.12
04	MCOM (F&C)	11	11	100
Total		833	720	86.43

P
DA 12/12/24

[Signature]
12-12-24
Controller/ Deputy Controller of Examinations
[Signature]
12/12/24

[Signature]
12/12/24
PRINCIPAL
[Signature]
12-12-24



OFFICE OF THE PRINCIPAL
GOVERNMENT AUTONOMOUS COLLEGE, ANGUL
ANNUAL REPORT OF EXAMINATION: 2021

RESULT IN BRIEF

SI No	Stream	No of Students Appeared	No of Students Passed	Percentage
01	UG	659	613	93.02
02	PG	99	93	93.94
03	IMBA	56	32	57.14
04	M.COM (F&C)	10	9	90.00
Total		824	747	90.66

[Signature]
DA 12/12/24

[Signature] 12-12-24
Controller/ Deputy Controller of Examinations
[Signature] 12/12/24

[Signature] 12/12/24
PRINCIPAL
[Signature] 12.12.24



OFFICE OF THE PRINCIPAL
GOVERNMENT AUTONOMOUS COLLEGE, ANGUL
ANNUAL REPORT OF EXAMINATION: 2020

RESULT IN BRIEF

Sl No	Stream/ Programme	No of Students Appeared	No of Students passed	Percentage
01	UG	691	528	76.41
02	PG	87	84	96.55
03	IMBA	64	63	98.44
04	MCOM (F&C)	29	26	89.66
Total		871	701	80.48

P. Das
D.A. 12/12/24

P. Das
12/12/24
12-12-24
Controller/ Deputy Controller of Examinations

Sandip
12/12/24

P. Das
12/12/24
PRINCIPAL